

## BOB JONES

## Winthrop Eagles

2023-24 Record: 4-3, 0-0 Big South

2022-23 Final Record: 15-17, 10-8 Big South

Head Coach: Mark Prosser (3rd season/7th overall)

Winthrop/Career Record: 42-29/84-105

Big South Record: 24-10



## Bob Jones Bruins

2023-24 Record: 2-2, 0-0 NCCAA

2022-23 Final Record: 12-13, 4-6 NCCAA

Head Coach: Burton Uwarow (7th season)

Bob Jones Record: 80-79

NCCAA Record: 35-9

## WINTHROP



## TIP-INS

- Have secured 11th straight season with a .500 or better record in the month of November
- Eagles have on 60 straight against Non-D1 opponents
- Eagles have won three of the last four games
- Winthrop won three games in three days as it hosted the Rock Hill Classic (Nov. 17-19)
- Winthrop coming off its first losing season since 2012-13 as it looks to bounce back
- The last victory on the road in a season opener for the Eagles came Nov. 7, 2019 at Hartford (67-57)
- Made the Big South Championship game in 2022, the third straight trip for the Eagles who have won two of the last three league titles
- Mark Prosser begins his third season
- Prosser led the Eagles to 23 wins and the Big South Championship game in his first season
- Winthrop has won the Big South Conference Title three out of the past seven seasons (2016-17 / 2019-20 / 2020-21) and played for the title

## HOW THEY MATCHUP



76.6	Scoring	76.0
.473	FG%	.495
.328	3FG%	.413
6.3	3FGM PG	7.8
.721	FT%	.803
33.9	Rebounding	29.3
10.3	Assists	12.8
7.3	Steals	9.8
2.4	Blocks	2.5
11.6	Turnovers PG	13.8
65.1	Scoring Defense	70.8
.397	FG% Defense	.419
.279	3FG% Defense	.330
+1.4	Rebound Margin	-3.0
+2.1	Turnover Margin	+1.0
L1	W/L Streak	W2

## GAME INFORMATION

Game 8: Bob Jones at Winthrop

Nov. 28, 2023 | 6:30 p.m. (EST)

Rock Hill, S.C. | Winthrop Coliseum

Radio: Winthrop Sports Network

Station:

94.3 FM | WGNC AM1450/101.1FM | ESPN730

Play-by-Play: Jim Szoke

Analyst: Brett Ferguson

Television: ESPN+

Play-by-Play: Mike Pacheco

Analyst: Michael Jenkins

---Series History vs. Bob Jones---

Overall..... 0-0

Last Meeting .....n/a

Result .....n/a

Current Streak .....n/a

Winthrop Coliseum .....n/a

Streak at Winthrop Coliseum .....n/a

In Overtime .....n/a

Most Points (WIN).....n/a

Most Points (Bob Jones) .....n/a

Prosser vs. Bob Jones.....n/a

Prosser vs. Non-D1 opponents..... 11-0

## 2023-24 Schedule/Results

## 4-3, 0-0 Big South

## NOVEMBER (4-3)

6	at Clemson (ACCNX)	L, 78-56
8	Brevard	W, 98-44
11	Drexel (Homecoming)	L, 74-72
17	+ vs. Holy Cross	W, 89-51
18	+ vs. IUPUI	W, 74-61
19	+ vs. Elon	W, 78-70
24	at Georgia (SECN+)	L, 78-69
28	Bob Jones	6:30 p.m.

## DECEMBER (0-0)

2	at Coastal Carolina	3:30 p.m.
5	Queens	6:30 p.m.
10	at Little Rock	1:00 p.m.
16	at Xavier	7:30 p.m.
19	at South Carolina	7:00 p.m.
22	at Florida State	7:00 p.m.
29	Toccoa Falls	4:00 p.m.

## JANUARY (0-0)

3	* Longwood	6:30 p.m.
6	* at USC Upstate	4:00 p.m.
10	* at Presbyterian College	7:00 p.m.
13	* Radford	2:00 p.m.
17	* UNC Asheville	6:30 p.m.
20	* at Gardner-Webb	1:00 p.m.
24	* at Charleston Southern	7:00 p.m.
27	* High Point	4:00 p.m.

## FEBRUARY (0-0)

3	* at UNC Asheville	2:00 p.m.
7	* Charleston Southern	6:30 p.m.
10	* at Longwood	3:00 p.m.
14	* at Radford	7:00 p.m.
21	* Presbyterian College	6:30 p.m.
24	* USC Upstate	2:00 p.m.
28	* at High Point	7:00 p.m.

## MARCH (0-0)

2	* Gardner-Webb	2:00 p.m.
6-10	# Big South Tournament	TBD






+ (Plaied at Rock Hill Sports &amp; Events Center - Rock Hill, SC)

\* Big South Conference Game

# Big South Tournament (Qubein Arena - High Point, N.C.)

All Games (EST)

## PROBABLE STARTERS

				
<b>10 JOHNSON</b> Sr. ▶ Guard	<b>11 HARRISON</b> Sr. ▶ Guard	<b>12 DOUCET</b> Jr. ▶ Forward	<b>33 CLAXTON</b> Sr. ▶ Forward	<b>4 TALFORD</b> Sr. ▶ Forward
<b>MIN. 27.1</b>	<b>MIN. 28.9</b>	<b>MIN. 21.3</b>	<b>MIN. 22.4</b>	<b>MIN. 24.9</b>
<b>PPG 10.9</b>	<b>PPG 10.1</b>	<b>PPG 11.6</b>	<b>PPG 2.6</b>	<b>PPG 14.7</b>
<b>RPG 3.9</b>	<b>RPG 3.6</b>	<b>RPG 3.3</b>	<b>RPG 2.1</b>	<b>RPG 3.9</b>
<b>APG 1.3</b>	<b>APG 3.7</b>	<b>APG 1.4</b>	<b>APG 0.1</b>	<b>APG 0.3</b>
<b>FG% 43.3</b>	<b>FG% 41.8</b>	<b>FG% 48.2</b>	<b>FG% 50.0</b>	<b>FG% 68.0</b>
<b>3FG% 26.3</b>	<b>3FG% 31.3</b>	<b>3FG% 34.8</b>	<b>FT% 66.7</b>	<b>FT% 83.3</b>

Athletic Communications/MBB Contact

Brett Redden - Asst. AD for Communications  
(803) 367-1649 / reddennb@winthrop.edu

# 2023-24 Winthrop Basketball Roster

## NUMERICAL ROSTER

NO.	NAME	YR.	POS.	HT.	WT.	HOMETOWN/PREVIOUS SCHOOL
0	Sin'Cere McMahon	Sr.	G	6-1	167	Indianapolis, Ind./ Western Carolina
1	Isaiah Wilson	Sr.	G	6-1	180	Pittsburgh, Pa./ Richmond
2	Xavier McKelvy	So.	G	6-2	180	Charlotte, N.C./ United Faith Academy
3	Micheal Anumba	Gr.	G	6-4	220	Montecchio Emilia, Italy/ Loreto Sixth Form College
4	Kelton Talford	Sr.	F	6-7	195	Great Falls, S.C./ Great Falls H.S.
5	Yoro Diallo	R-Fr.	F	6-8	200	Cincinnati, Ohio/ Moeller H.S.
10	Nick Johnson	Sr.	G	6-4	205	Bronx, N.Y./ New Hampshire
11	Kasen Harrison	Sr.	G	6-2	190	Beaumont, Texas/ Lamar
12	K.J. Doucet	Jr.	F	6-7	230	Austell, Ga./ Fort Valley State
13	Clay Howard	Jr.	G	6-3	180	Aiken, S.C./ Aiken H.S.
14	Noah Van Bibber	Fr.	G	6-5	185	Debary, Fla./ Concord Academy
21	Henry Harrison	Fr.	G	5-11	175	Lewisburg, Pa./ Lewisburg H.S.
23	Michael Moore	So.	F	6-10	220	Hermitage, Pa./ IMG Academy.
33	Chase Claxton	Gr.	F	6-7	185	Greenville, S.C./ Legacy Early College
40	Alex Timmerman	Gr.	C	6-10	270	Crystal Lake, Ill./ Bucknell

## COACHING STAFF

**Head Coach**—Mark Prosser (Marist, '02)

**Assistant Coach**—Tony Rack (Northern Kentucky, '12)

**Assistant Coach**—Ben Betts (Roanoke College, '90)

**Assistant Coach**—Mitchell Hill (Tennessee Tech, '15)

**Director of Basketball Operations**—Kaylin Johnson (Samford, '12)

**Video Coordinator**—Matt Erps (Winthrop, '18)

**Graduate Assistant**—Isaac Simpson (Peru State, '22)

## PRONUNCIATION GUIDE

**0-Sin'Cere McMahon**

SIN-SEER MICK-MAN

**3-Micheal Anumba**

UH-NOOM-BUH

**4-Kelton Talford**

TAL-FERD

**5-Yoro Diallo**

YOR-OWE DEE-ALL-OH

**12-K.J. Doucet**

DEW-SET

## RADIO / TV PLAYER PHOTO CHART



Sin'Cere McMahon  
G, 6-1, Sr.  
Indianapolis, Md.



Isaiah Wilson  
G, 6-1, Sr.  
Pittsburgh, Pa.



Xavier McKelvy  
G, 6-2, So.  
Charlotte, N.C.




Micheal Anumba  
G, 6-5, Gr.  
Reggio Emilia, Italy



Kelton Talford  
F, 6-7, Sr.  
Great Falls, S.C.



Yoro Diallo  
F, 6-8, R-Fr.  
Cincinnati, Ohio



Nick Johnson  
G, 6-4, Jr.  
Bronx, N.Y.



Kasen Harrison  
G, 6-2, Sr.  
Beaumont, Texas



K.J. Doucet  
F, 6-7, Jr.  
Austell, Ga.



Clay Howard  
G, 6-3, So.  
Aiken, S.C.



Noah Van Bibber  
G, 6-5, Fr.  
Debary, Fla.



Henry Harrison  
G, 5-11, Fr.  
Lewisburg, Pa.



Michael Moore  
F, 6-10, So.  
Hermitage, Pa.



Chase Claxton  
F, 6-7, Sr.  
Greenville, S.C.



Alex Timmerman  
C, 6-10, Gr.  
Crystal Lake, Ill.



Cam Christy  
G, 6-4, So.  
Walton, Ky.



Mark Prosser  
HEAD COACH



# EAGLE EYE VIEW OF THE TEAM

## WINTHROP SERIES HISTORY VERSES BOB JONES/NON-D1 OPPONENTS

- Winthrop and Bob Jones meet for the first time
- Winthrop has won 60 straight games over Non-D1 opponents and are 103-8 all-time
- Have scored 100 or more points in 12 of the last 17 meetings vs. Non-D1 teams (posted 99 points in last Non-D1 matchup vs. Toccoa Falls)
- The most points the Eagles have ever scored against a Non-D1 opponent is 134 (program record) vs. Pfeiffer on Nov. 13, 2018
- The most points the Eagles have allowed against a Non-D1 opponent is 99 (Pfeiffer - 11/13/18)
- The fewest points the Eagles have held a Non-D1 opponent to is 34 vs. Limestone (1/2/08 in a 78-34 victory)

## ON THIS DAY

- Eagles are 5-4 overall and 2-0 at home
- In 2018, the Eagles traveled to Tennessee Tech and earned an 82-70 victory behind 20 points from Bjorn Broman (6-of-10 from three)
- As a team the Eagles connected on 15 triples in the game
- In 2007 the Eagles earned a 72-57 road win at East Carolina behind 20 points from Michael Jenkins

## AT HOME

- Eagles have won three straight home games, but dropped their last home game at the Winthrop Coliseum (74-72 to Drexel)
- Won all three games at the Rock Hill Classic
- Last year the Eagles were 4-1 at home in non-conference matchups
- Have earned 10 or more wins at home in 11 straight seasons
- The longest home win streak in program history is 24 from 2005-06/2007-08
- Hold an all-time record of 471-173 in home games and 421-161 at the Winthrop Coliseum
- Since 1998-99 the Eagles are 293-65 at home (.819 winning percentage)
- Since 2012-13 the Eagles are 134-30 at home (.818 winning percentage)
- As an NCAA D1 member the Eagles are 390-144 in home contests

## LOOKING BACK AT 2022-23

- Winthrop suffered its first losing season since 2012-13, finishing the 2022-23 campaign 15-17
- Battled through a number of injuries that started with the loss of four-year starter Michael Anumba in the preseason
- That led to 11 different starting lineups throughout the season
- Offensively the Eagles averaged 73.8 ppg, the lowest scoring average since 2014-15 and allowed the most points (74.3 ppg) since 2018-19
- When the Eagles scored at least 70 points, they held a record of 14-5
- Eagles dropped their opening game of the Big South Conference Tournament with a quarterfinals loss to Radford (78-69)
- Finished the season with 283 three-pointers, the sixth most made in a single-season in program history (averaged 8.84 per game)
- The 8.84 threes per game ranked 39th nationally and led the Big South Conference
- For the first time since 2016-17 the team had more turnovers than assists (366-447)
- Led the Big South in free throw percentage (.739), which was the third best in program history for a single-season

## TEAM NEWS

- Coming off loss at Georgia, but have won three of the last four games and four of the last six
- Have secured a .500 or better record in the month of November for the 11th straight season
- This is the program's 1,385th game as it holds an all-time record of 784-600
- Hold an all-time mark of 123-92 in the month of November
- Sitting 4-3 for the 13th time in program history
- A win would make the Eagles 5-3 for the 10th time in program history and a loss would make them 4-4 for the 16th time
- Through six games the Eagles are allowing just 63.0 ppg, which ranks second among Big South Schools and leads all schools with at least six games played
- Eagles had a season-high 15 steals in the win over Brevard
- The last time Winthrop had 15 or more steals in a game was Dec. 6, 2016 when it had 20 vs. Greensboro College
- This is the 6th home game of the season (will make 6-of-8 at home to start the season)
- Mark Prosser is coaching in his 190th game (162nd at NCAA D1 level)
- Winthrop returns four starters, three players that have played a key role in the past as a starter or reserve and three transfers that are expected to make an immediate impact
- Eagles retained the bulk of its starting lineup led by Big South First Team All-Conference selection Kelton Talford as well as Chase Claxton, Kasen Harrison and Sin'Cere McMahon
- Voted to finish third in the Big South Conference Preseason Poll (1 first-place vote and just two total votes behind second-place Radford)
- Clemson was the first of four Power 5 road contests the Eagles face this season and the first of two opponents from the ACC
- Also travel to Georgia (Nov. 24), South Carolina (Dec. 19) and Florida State (Dec. 22)
- Since 2016-17 the Eagles are 16-4 in home games during the month of November
- Winthrop has 10 or more threes in 30 games in the Prosser Era (Hold a 23-7 record in those 30 contests)
- Over the last three seasons Winthrop is 67-9 when leading at the half (125-18 since the start of the 2015-16 season/139-27 since the 2014-15 season)
- In the last 11 seasons the Eagles are 160-23 when leading at the half, 43-80 when trailing and 10-4 when tied
- In Big South contests since 2013-14, the Eagles are 110-13 when leading at the half, 32-35 when trailing and 7-3 when tied
- In the last 185 victories, the Eagles have won by double-figures in 114 of them (62%)
- Over the last 11 seasons Winthrop is 149-53 when attempting 20 or more free throws, 40-9 when attempting 30 or more and 7-0 when attempting 40 or more
- During that same time span, Winthrop is 75-69 when it has less than 20 free throw attempts
- Have won last two attempting 30 or more free throws after having lost 4-of-5 prior
- In the last 11 seasons Winthrop is 69-10 when making 10 or more threes and attempting 20 or more free throws in same game
- Since 2012-13 the Eagles have more wins than any other Big South Conference school (228), 32 more than the next team (Gardner-Webb - 195)

## PLAYER NEWS

- Noah Van Bibber was named the Big South Conference Freshman of the Week on Nov. 20
- Van Bibber averaged 12.7 ppg over three games that included a career-high 22 points in the win over Holy Cross
- He is the first Winthrop freshman to score 20 or more points in a game since D.J. Burns had 23 points on Jan. 30, 2020 at Charleston Southern
- The last freshman guard to post 20 or more was Russell Jones Jr. on Dec. 12, 2019 vs. Elon (He also came off the bench in that game)
- Kelton Talford leads the team in scoring at 14.7 ppg and is tied for second in rebounding (3.9)



# EAGLE EYE VIEW OF THE TEAM

- Talford is 26-for-29 at the foul line over the last three games and has now been in double-figures in five of the last six games
- K.J. Doucet is second on the team in scoring at 11.6 ppg followed by Nick Johnson (10.7) and Kasen Harrison (10.1)
- Harrison closed out his season with a career-high 26 points in the loss to Radford in the quarterfinals
- Talford posted a season-high 21 points in the win over Brevard, the 11th 20-point game of his career
- Talford is closing in on 1,000 career points (996) and joined the 500 rebound club vs. Drexel (518)
- He is the 104th player in Big South Conference history to reach the mark
- When he reaches 1,000 points he'll be the 67th player in league history to join the 1,000/500 club
- Talford is also a 2023-24 First Team Preseason All-Conference selection
- Talford's 119 free throws made last season ranks 11th for a single-season
- K.J. Doucet's is also closing in on 1,000 career points at the NCAA level (967) as he scored 896 points at Fort Valley State in his first two years
- McMahon and Harrison were voted to the 2023-24 Second Team All-Conference
- McMahon was third on the team in scoring last season, setting career-highs in ppg (13.4) and three-point field goals made (73)
- His 73 triples were the 11th most in a single-season
- McMahon was one of just two players to play in all 32 games last season
- Claxton set career-highs in assists (31), blocks (36) and steals (33) last season and was five short of his career-best in total rebounds (125)

## TEAM STREAKS

- Have hit at least one three-point basket in 355 consecutive games
- Seven straight seasons averaging 8.6 three-pointers per game or more as a team
- Streak of at least one block in 27 straight games came to an end at Clemson
- Now have 11 straight seasons finishing with a winning record in conference play
- Have won five straight home openers

## MARK PROSSER

- In his third season as head coach of the Eagles and 7th season overall as a head coach
- He became the 7th head coach in program history and joined all previous head coaches in winning their first game coaching the Eagles
- Led the Eagles to 23 wins in 2021-22, the most by any first-year head coach in program history
- Prosser joined Steve Vacendak, Gregg Marshall and Randy Peele as the only coaches to start their Winthrop career 2-0
- Became 1-of-3 Winthrop coaches to win their first Big South Conference regular season game and to start 2-0 (Dan Kenney/Gregg Marshall) and just Prosser and Marshall began their Big South career 5-0
- First Winthrop coach to reach at least 11 league wins in first season at the helm (finished with 14)
- Guided the team to its first ever win over a PAC 12 opponent with an 82-74 win at Washington (11/27/21)
- Came to the Eagles after three years as head coach of Western Carolina
- In his second season with the Catamounts he and his staff put together the nation's second biggest turnaround in D1 men's basketball (12-win improvement)
- Spent six seasons at Winthrop as an Associate Head Coach (Assistant coach - 1st year)
- Holds a career record of 84-105 (79-82 at the NCAA D1 level)
- Graduated from Marist and then became a student assistant three seasons before joining the staff at Wofford as an assistant coach in 2002-03
- After one season he became an assistant coach at Bucknell (2003-08)
- While at Bucknell, the Bison upset Kansas in the 2005 NCAA Tournament
- Returned to Wofford as an assistant coach in 2008 where he remained until taking the head coaching job at Brevard College in 2011-12
- After one season he left Brevard to join the Winthrop coaching staff

## CURRENT BIG SOUTH MEMBERS

<i>(ranked by overall wins)</i> School	<i>Since (2012-13)</i>		<i>2023-24</i>	<i>2023-24</i>
	Overall	Big South	Overall	Big South
Winthrop	228-123	124-56	4-3	0-0
Gardner-Webb	195-167	102-74	3-4	0-0
Radford	195-160	109-65	5-3	0-0
UNC Asheville	191-161	105-65	4-3	0-0
High Point	171-173	95-78	3-3	0-0
Longwood	170-225	74-118	6-1	0-0
USC Upstate**	136-191	23-45	3-4	0-0
Presbyterian College	110-240	48-141	5-2	0-0
Charleston Southern*	95-225	45-113	2-3	0-0

*(Game Through 11/26/23)*

\* Charleston Southern had 51 wins (31 conference wins and 3 conference tournament wins vacated)

\*\* USC Upstate overall record from 2012-13 - 2017-18 in Atlantic Sun Conference



at Clemson - Kasen Harrison  
 Brevard - K.J. Doucet  
 Drexel - Nick Johnson  
 Holy Cross - Noah Van Bibber  
 IUPUI - Kelton Talford  
 Elon - Sin'Cere McMahon  
 at Georgia - Kelton Talford  
 Bob Jones -  
 at Coastal Carolina -  
 Queens -  
 at Little Rock -  
 at Xavier -  
 at South Carolina -  
 at Florida State -  
 Toccoa Falls -  
 Longwood -  
 at USC Upstate -  
 at Presbyterian -  
 Radford -  
 UNC Asheville -  
 at Gardner-Webb -  
 at Charleston Sou. -  
 High Point -  
 at UNC Asheville -  
 Charleston Sou. -  
 at Longwood -  
 at Radford -  
 Presbyterian -  
 USC Upstate -  
 at High Point -  
 Gardner-Webb -

## AN EAGLES WIN WOULD...

- Mark a 4th straight home win
- Give the Eagles a 61st straight win over a Non-D1 opponent
- Be the 82nd career win for Prosser and 74th win as an NCAA D1 coach
- Give the program 785 victories all-time
- Be the 645th all-time at the NCAA D1 level

## WINTHROP

### All-Time Head Coaches (Wins)

Coach	Wins	Losses	Pct.
Gregg Marshall	194	83	.700
Pat Kelsey	186	95	.663
Nield Gordon	160	100	.615
Randy Peele	77	82	.484
Steve Vacendak	74	98	.430
Dan Kenney	51	113	.331
Mark Prosser	42	29	.592

# 2023-24 EAGLE TRENDS

## THE EAGLES RECORD

Overall: 4-3  
At home: 4-1  
On the road: 0-2  
At a neutral site: 0-0  
In the Big South: 0-0  
Big South Home: 0-0  
Big South Away: 0-0  
Overtime: 0-0  
Night Tip: 3-3  
Daytime Tip: 1-0  
Morning Tip: 0-0  
Win the Opening Tip: 4-0  
Lose the Opening Tip: 0-3  
Nationally ranked opponents: 0-0  
Opponents receiving votes: 0-0  
ACCNX: 0-1  
SEC Network+: 0-1  
ESPN+: 4-1  
ESPN: 0-0  
ESPNU: 0-0  
ESPN3: 0-0  
Flosports: 0-0  
Play a team with a record over .500: 1-0  
A team with a record below .500: 1-2  
A team with a record of .500: 2-1  
Lead at halftime: 4-1  
Trail at halftime: 0-2  
Tied at halftime: 0-0  
Lead 10+ at halftime: 3-0  
Trail 10+ at halftime: 0-0  
Score first: 2-1  
1st possession is a turnover: 1-1  
1st possession is a made FG: 1-1  
1st possession is a missed FGA: 1-0  
1st possession is a made FT: 1-1  
1st possession is a missed FT: 0-0  
Make First Field Goal Attempt: 2-1  
Miss First Field Goal Attempt: 2-2

## SCHEDULED TIME OF TIP/DAY OF WEEK

(record by time zone, not just EST)

Tip at 11 a.m.: 0-0  
Tip at 12 p.m.: 0-0  
Tip at 12:30 p.m.: 0-0  
Tip at 1 p.m.: 0-0  
Tip at 2 p.m.: 0-0  
Tip at 2:30 p.m.: 1-0  
Tip at 3 p.m.: 0-0  
Tip at 4 p.m.: 0-0  
Tip at 5 p.m.: 2-1  
Tip at 5:30 p.m.: 0-1  
Tip at 6 p.m.: 0-0  
Tip at 6:30 p.m.: 1-0  
Tip at 7 p.m.: 0-1  
Tip at 8 p.m.: 0-0  
Monday: 0-1  
Tuesday: 0-0  
Wednesday: 1-0  
Thursday: 0-0  
Friday: 1-1  
Saturday: 1-1  
Sunday: 1-0

## SCORING

Scores between 10-19: 0-0  
20-29 points: 0-0  
30-39 points: 0-0  
40-49 points: 0-0  
50-59 points: 0-1  
60-69 points: 0-1  
70-79 points: 2-1  
80-89 points: 1-0  
90-99 points: 1-0  
100-plus points: 0-0  
Shoot 10-19 percent from the field: 0-0  
20-29%: 0-0  
30-34%: 0-0  
35-39%: 0-0  
40-44%: 1-1  
45-49%: 1-1  
50-59%: 1-0  
60-plus: 1-0  
Higher FG% than opponent: 4-1  
Lower FG % than opponent: 0-2

FG% is the same: 0-0  
Hit 7 or more threes: 3-0  
Hit less than 7 threes: 1-3  
Attempt less than 20 threes: 2-2  
Attempt 20 or more threes: 2-1  
Attempt 30 or more threes: 0-0  
Turn ball over less than 10 times: 1-1  
10-15 times: 2-2  
16-20 times: 1-0  
21-plus: 0-0  
Make more free throws: 4-2  
Make fewer free throws: 0-1  
Make same free throws: 0-0  
Attempt more free throws: 4-3  
Attempt fewer free throws: 0-0  
Attempt same free throws: 0-0  
Have more rebounds: 2-0  
Have fewer rebounds: 2-3  
Have same rebounds: 0-0  
Have more turnovers: 0-2  
Have fewer turnovers: 3-1  
Have same turnovers: 1-0  
Have more steals: 3-2  
Have fewer steals: 1-1  
Have same steals: 0-0

## LATE IN THE GAME(regulation only)

Lead with five minutes left: 4-1  
Trail with five minutes left: 0-2  
Tied with five minutes left: 0-0  
Lead with one minute left: 4-1  
Trail with one minute left: 0-2  
Tied with one minute left: 0-0  
Bench scores more points: 4-0  
Bench scores fewer points: 0-3  
Bench scores same points: 0-0  
1 Score Double-Figures: 0-0  
2 Score Double-Figures: 0-1  
3 Score Double-Figures: 0-2  
4 Score Double-Figures: 4-0  
5 Score Double-Figures: 0-0  
6 Score Double-Figures: 0-0  
7 Score Double-Figures: 0-0

## GAMES DECIDED BY...

1 point: 0-0  
2 points: 0-1  
5 points or less: 0-1  
6-9 points: 1-1  
Double-figures: 3-1

## First Basket (POINT) is a...

Jumper: 0-1  
Lay-up/Tip-in: 2-1  
Dunk: 0-0  
Free Throw: 2-1  
Three-Pointer: 0-0

## POINTS OFF TURNOVERS

Score more off turnovers: 3-1  
Outscored off turnovers: 1-1  
Tied in points off turnovers: 0-0

## POINTS IN PAINT

Score more points in paint: 4-1  
Outscored in paint: 0-1  
Tied in points in paint: 0-0

## 2ND CHANCE POINTS

Score more 2nd chance points: 2-0  
Outscored in 2nd chance points: 2-2  
Tied in 2nd chance points: 0-0

## SCHOOLS FROM...

Arkansas: 0-0  
Florida: 0-0  
Georgia: 0-1  
Indiana: 1-0  
Massachusetts: 1-0  
North Carolina: 2-0  
Ohio: 0-0  
Pennsylvania: 0-1  
South Carolina: 0-1  
Virginia: 0-0

## YEAR-BY-YEAR RECORDS

(Member of NCAA D1 Level Only)					
Year	Overall	Home	Away	Non-Conf.	BSC
23-24	4-3	4-1	0-2	4-3	0-0
22-23	15-17	10-4	4-11	5-9	10-8
21-22	23-9	13-0	7-7	9-7	14-2
20-21	23-2	11-1	10-0	5-1	17-1
19-20	24-10	12-4	10-6	7-7	15-3
18-19	18-12	11-3	7-8	8-5	10-6
17-18	19-12	11-3	7-8	6-5	12-6
16-17	26-7	14-3	12-3	8-4	15-3
15-16	23-9	14-1	7-7	10-4	13-5
14-15	19-13	11-3	6-10	7-7	12-6
13-14	20-13	12-3	5-10	10-7	10-6
12-13	14-17	11-4	2-12	8-7	6-10
11-12	12-20	7-5	4-11	4-10	8-10
10-11	13-17	9-4	4-10	4-8	9-9
09-10	19-14	12-2	6-11	7-8	12-6
08-09	11-19	7-6	4-12	2-10	9-9
07-08	22-12	12-3	6-7	12-8	10-4
06-07	29-5	15-0	12-3	15-5	14-0
05-06	23-8	15-1	7-6	10-5	13-3
04-05	27-6	16-0	9-4	12-5	15-1
03-04	16-12	10-4	5-7	6-5	10-6
02-03	20-10	11-3	9-4	8-6	11-3
01-02	19-12	9-4	7-5	6-7	10-4
00-01	18-13	11-1	5-7	5-9	11-3
99-00	21-9	13-1	6-7	8-5	11-3
98-99	21-8	12-1	7-6	10-6	9-1
97-98	7-20	4-9	4-10	3-11	4-8
96-97	12-15	9-4	3-10	7-6	5-9
95-96	7-19	4-8	3-10	1-11	6-8
94-95	7-20	5-7	2-12	3-8	4-12
93-94	4-23	3-9	1-13	1-8	3-15
92-93	14-16	7-5	4-10	9-5	5-11
91-92	6-22	4-11	2-10	3-11	2-12
90-91	8-20	6-7	2-12	3-10	5-9
89-90	19-10	14-4	5-7	13-4	6-6
88-89	16-13	14-5	2-8	10-5	5-7
87-88	17-13	12-3	5-10	9-6	5-7
86-87	8-20	5-5	3-14	7-12	1-7
85-86	20-9	14-2	5-6	14-6	5-3
Totals	644-509	394-145	209-315	277-266	342-232

## THE EAGLES' RECORD IN WINTHROP COLISEUM

Season	Won	Lost	Pct.
1982-83	7	8	.467
1983-84	12	5	.706
1984-85	11	4	.733
1985-86	14	2	.875
1986-87	5	5	.500
1987-88	12	3	.800
1988-89	14	5	.737
1989-90	14	4	.778
1990-91	6	7	.462
1991-92	4	11	.267
1992-93	7	5	.583
1993-94	3	9	.250
1994-95	5	7	.417
1995-96	4	8	.333
1996-97	9	4	.692
1997-98	4	9	.308
1998-99	12	1	.923
1999-00	13	1	.929
2000-01	11	1	.917
2001-02	9	4	.692
2002-03	11	3	.786
2003-04	10	4	.714
2004-05	16	0	1.000
2005-06	15	1	.938
2006-07	15	0	1.000
2007-08	12	3	.800
2008-09	7	6	.538
2009-10	12	2	.857
2010-11	9	4	.692
2011-12	7	5	.583
2012-13	11	4	.733
2013-14	12	3	.800
2014-15	11	3	.786
2015-16	14	1	.933
2016-17	14	3	.824
2017-18	11	3	.786
2018-19	11	3	.786
2019-20	12	4	.750
2020-21	11	1	.916
2021-22	13	0	1.000
2022-23	10	4	.692
2023-24	1	1	.500
36 Years	421	161	.724

# 2022-23 EXTRAS

## WINTHROP RECORD ACCORDING TO STARTING LINEUP

K. Harrison, Johnson, Doucet, Claxton, Talford	4-1
K. Harrison, McMahon, Doucet, Talford, Timmerman	0-1
K. Harrison, Johnson, Doucet, Claxton, Timmerman	0-1

## WINTHROP RECORD WHEN LEADING SCORER IS...

Talford	3-1
Van Bibber	1-0
K. Harrison	0-2

## WINTHROP RECORD WHEN LEADING REBOUNDER IS...

Doucet	2-0
Timmerman	2-2
Diallo	1-0
K. Harrison	1-0
McKelvy	1-0
Talford	1-0
Johnson	1-1

## WINTHROP RECORD WHEN LEADER IN ASSISTS IS..

K. Harrison	3-2
McMahon	1-0
Doucet	0-1

## WINTHROP RECORD WHEN OPPONENT...

Shoots less than 30%:	0-0
30-34%:	2-0
35-39%:	2-0
40-44%:	0-3
45-49%:	0-0
50-59%:	0-0
60-plus:	0-0
Makes 25 or more FG:	0-3
Makes fewer than 25 FG:	4-0
Makes 7 or more 3PT FG:	2-2
Makes 6 or less 3PT FG:	2-1
Makes more than 15 FTs:	2-1
Makes 15 or fewer FTs:	3-1
Commits 13 or fewer TOs:	1-3
Commits 14 or more TOs:	3-0
Scores the first point(s) of 2nd half:	1-2

## WINTHROP RECORD WHEN OPPONENT HAS...

A 20-point scorer:	1-2
A 30-point scorer:	0-0
A 40-point scorer:	0-0
More than one 20-point scorer:	0-0
No players in double-figures:	0-0
1 Player in double-figures:	2-0
2 Players in double-figures:	1-0
3 Players in double-figures:	1-1
4 Players in double-figures:	0-2
5 or more players in double-figures:	0-0
6 or more players in double-figures:	0-0

## Margin of Victory/Defeat

### Breakdown of Eagles' margin of victory...

1	2	3	4	5	6	7	8	9	10	11-15	16-20	21-25	26+
-	-	-	-	-	-	-	1	-	-	1	-	-	2

### Breakdown of Eagles' margin of defeat...

1	2	3	4	5	6	7	8	9	10	11-15	16-20	21-25	26-30+
-	2	-	-	-	-	-	1	-	-	-	-	1	-

## WINTHROP CURRENT STREAKS

### OVERALL

All Games	L1
Big South Games Overall	W4
Ranked opponent	L3

### HOME

All Games	W3
Non-Conference Home Games	W3
Big South Home Games	W2

### ROAD

All Games	L2
Big South Road Games	W2
Non-Conference Road Games	L9

### NEUTRAL

At Neutral Sites	L1
Ranked opponents	L3
Unranked opponents	L1

## EAGLES CURRENT STREAKS VS. BIG SOUTH OPPONENTS

Campbell	W10
Charleston Southern	W8
Gardner-Webb	W1
High Point	W1
Longwood	W1
Presbyterian College	W9
Radford	L3
UNC Asheville	L1
USC Upstate	L2

## RECORD AT WINTHROP COLISEUM

### Winthrop Record At Winthrop Coliseum When It Scores...

	Since 2004-05	All-Time (D1 level)
100+:	20-1	28-1
90-99:	27-0	44-1
80-89:	52-7	89-7
70-79:	61-8	118-29
60-69:	42-12	75-47
50-59:	18-15	23-38
40-49:	1-6	1-10

### When Winthrop Allows ( ) Points At Winthrop Coliseum...

	Since 2004-05	All-Time (D1 level)
100+:	1-1	1-1
90-99:	5-5	9-16
80-89:	18-9	26-30
70-79:	36-13	63-45
60-69:	59-16	109-38
50-59:	55-7	98-10
40-49:	40-2	50-4
30-39:	2-0	5-0

# LAST TIME WINTHROP...

## TEAM

### Scored 70-79 points

78 vs. Elon, 11-19-23 (W, 78-70)

### Scored 80-89 points

89 vs. Holy Cross, 11-17-23 (W, 89-51)

### Scored 90-99 points

98 vs. Brevard College, 11-8-23 (W, 98-44)

### Scored 100+ points

101 vs. Eastern Michigan, 11-23-22 (W, 101-87)

### Both Team Score 100 Points Or More

UNC Asheville, 2-26-14 (W, 107-100 in OT)

### Held opponent to 40-49 points

Brevard College, 11-8-23 (W, 98-44)

### Held opponent to 30-39 points

Lenoir-Rhyne, 11-20-12 (W, 59-35)

### Held opponent to 20-29 points

at College of Charleston (29), 2-26-83 (L, 29-23)

### Allowed 70-79 points

70 vs. Elon, 11-19-23 (W, 78-70)

### Allowed 80-89 points

86 at UNC Asheville, 2/8/23 (L, 86-79)

### Allowed 90-99 points

93 vs. Campbell, 2-22-23 (W, 95-93 in OT)

### Allowed 100 points or more

119 at Auburn, 11-24-17 (L, 119-85)

### Scored 50 in a half

Brevard, 11-8-23 (53-2nd half)

### Allowed 50 in a half

at UNC Asheville, 2-8-23 (52-2nd half)

### Allowed 60 in a half

vs. Gardner-Webb, 1-24-19 (62-2nd half)

### Scored 60 in a half

at UNC Asheville, 2-8-23 (63-2nd half)

### Allowed 60 in a half

vs. Gardner-Webb, 1-24-19 (62-2nd half)

### Scored 70 in a half

vs. Pfeiffer, 11-13-18 (73-1st half)

### Held Opponent under 20 points in a half

vs. Toccoa Falls, 11-29-22 (13-1st half)

### Scored under 20 points in a half

at Radford, 2-12-21 (18-1st half)

### Won in overtime

Campbell, 2-22-23 (W, 95-93 in OT)

### Lost in overtime

at UNC Asheville, 2-9-17 (L, 104-101 in 2OT)

### Won At The Buzzer

at Radford, 2-13-16 (W, 86-84 / Keon Johnson GW Jumper)

### Lost At The Buzzer

at Fresno State, 11-10-19 (L, 77-74)

### Played In Double-Overtime

vs. Gardner-Webb, 1-11-20 (W, 99-95 in 3OT)

### Played In Triple-Overtime

vs. Gardner-Webb, 1-11-20 (W, 99-95 in 3OT)

### Played Overtime In Non-Conference Game

vs. Mercer, 11-13-21 (W, 88-85 in OT)

### Played Overtime In Non-Conference Home Game

vs. Furman, 11-30-16 (W, 58-57/OT)

### Played Overtime In Non-Conference Road Game

at Illinois, 11-21-16 (W, 84-80/OT)

### Played In Back-To-Back Overtime Games:

12-31-15, won 82-72 over Longwood, 1-3-16, lost 90-87 in 2OT to High Point)

### Shot 50-59 percent from field

vs. (3) Radford, 3-3-23 (.500-Lost, 78-69)

### Shot 60 percent or better from field

vs. Brevard College, 11-8-23 (.610-Won 98-44)

### An opponent shot 50-59 percent from field

vs. (3) Radford, 3-3-23 (.536-Lost, 78-69)

### An opponent shot 60 percent or better from field

Campbell, 2-22-23 (.600-Won 95-93 in OT)

### Shot 50-59 percent from the field in a half

vs. Drexel, 11-11-23 (.22-2nd half)

### Shot 60-69 percent from the field in a half

at UNC Asheville, 2-8-23 (.621-2nd half)

### Shot 70 percent or better from the field in a half

vs. Brevard College, 11-8-23 (.704-2nd half)

### Shot 50 percent or better in each half

at Presbyterian, 1-28-23 (1st .545/2nd .609)

### Pulled down 50 rebounds or more

vs. Converse, 12-31-21 (52)

### Allowed 50 or more rebounds

at #13 Auburn, 11-15-21 (53)

### Pulled down 60 rebounds or more

vs. Pfeiffer, 11-25-19 (61)

### Had 40 or more defensive rebounds

vs. Pfeiffer, 11-25-19 (45)

### Had 20 Offensive rebounds

vs. Carver College, 12-11-21 (20)

### Allowed opponent 20 Offensive rebounds

vs. Presbyterian, 1-4-23 (20)

### Outrebounded Opponent by 20

vs Brevard College (+20/41-21, W, 98-44)

### Outrebounded by 20

at Colorado State, 11-14-17 (-22/51-29, L 80-76)

### Won by 20-29 points

vs. Piedmont, 11-9-22 (W, 78-56/+22)

### Won by 30-39 points

vs. Converse, 12-31-21 (W, 78-40/+38)

### Won by 40-49 points

Toccoa Falls, 11-29-22 (W, 99-52/+46)

### Won by 50+ points

vs. Brevard College, 11-8-23 (W, 98-44/+54)

### Lost by 20-29 points

at Clemson, 11-6-23 (L, 78-56/-22)

### Lost by 30-39 points

at Auburn, 11-24-17 (L, 119-85)

### Lost by 40-49 points

vs. Duke, 3-14-02 (L, 84-37/-47)

### Lost by 50+ points

at Syracuse, 11-22-96 (L, 106-51/-55)

### Hit 10 or more threes

High Point, 2-24-23 (11)

### Hit 15 or more threes

at Washington State, 11-22-21 (16)

### Allowed 10 or more threes

Longwood, 2-1-23 (11)

### Allowed 15 or more threes

at Penn State, 11-7-22 (18)

### Did not hit a three-pointer in a game

vs. Presbyterian College, 2-14-12 (0-8)

### Held opponent without a three-pointer

at Liberty, 1-22-15 (0-10)

### Shot 60 percent from three (10 made min.)

vs. Charleston Southern, 1-27-16 (17-28/.607%)

### Shot 100 percent from FT Line (10 made min.)

vs. Coastal Carolina, 2-18-16 (20-20)

### Shot 50 percent or less from FT Line (15 FTA min.)

at USC Upstate, 12-12-20 (8-for-19/42%)

### Attempted 30-39 Free Throws

Elon, 11-19-23 (35)

### Attempted 40-49 free throws

vs. Gardner-Webb, 1-11-20 (40)

### Attempted 50 or more free throws

vs. Campbell, 12-30-20 (50)

### Dished out 20 or more assists

vs. Converse College, 12-31-21 (21)

### Had 15 Or More Steals

vs. Greensboro College, 12-6-16 (20-One shy of school record)

### No Steals in a game

vs. Villanova (3/19/21)

### Had 10 or More Blocks

at High Point, 2-10-18 (10)

### Commit 5 or fewer turnovers in a game

at Coastal Carolina, 3-8-15 (5)

### Commit 20 or more turnovers in a game

at Longwood, 1-7-23 (21)

### Commit 30 or more turnovers in a game

No games since 1994-95 (no team game-by-game available prior)

### Had 3 players in double-figures

vs. Drexel, 11-11-23 (Harrison 19, Talford 16, Johnson 14)

### Had 4 players in double-figures

vs. Brevard, 11-8-23 (Talford 21, Doucet 17, Johnson 13, K. Harrison 10)

### Had 5 or more players in double-figures

at Charleston Southern, 2-18-23 (Talford 20, Hightower 16, Lane 16, McMahon 12, Harrison 11)

### Had 6 or more players in double-figures

vs. Mary Baldwin, 11-9-21 (Burns Jr. 30, Hightower 13, Talford 13, Corbin 12, McMahon 10, Claxton 10)

### Had 7 or more players in double-figures

vs. Pfeiffer, 11-25-19 (Burns Jr. 19, Corbin 16, Ferguson 14, Jones Jr. 13, Zunic 13, King 11, Hale 10)

### Played a ranked team

at #13 Auburn 11-15-22 (Lost, 89-65)

## WINTHROP PLAYER...

### Score 20-29 Points

11-8-23 vs. Brevard (Kasen Harrison - 26 / Kelton Talford - 20)

### Score 30-39 Points

2-8-23 at UNC Asheville (Sin'Cere McMahon, 35)

### Score 40 Or More Points

2-9-17 at UNC Asheville (Keon Johnson, 40)

### Had two players score 20 or more points same game

3-3-23 vs. (3) Radford (Kasen Harrison - 26 / Kelton Talford - 20)

### Hit 10 Field Goals Or More

Sin'Cere McMahon at UNC Asheville, 2-8-23 (10-of-18)

### Made 10 or more free throws

Kelton Talford, 11-19-23 vs. Elon (10-of-10)

### Made 5 or more threes

Noah Van Bibber, 11-17-23 vs. Holy Cross (6-of-8)

### Had 20 or more rebounds

Xavier Cooks at Longwood, 2-15-17 (20)

### Had 20 points, 20 rebounds same game

Xavier Cooks at Longwood, 2-15-17 (21 points, 20 rebounds)

### Dish Out 10 Or More Assists

Chandler Vaudrin/Russell Jones Jr. vs. (8) High Point, 3-1-21

### Record 5 Or More Steals

Cory Hightower (5, at Middle Tennessee State, 11-16-21)

### Have 5 Or More Blocks

Josh Ferguson vs. ETSU, 11-17-18 (5)

### Registered A Double-Double (Guard)

Adam Pickett (23 points, 12 rebounds vs. Presbyterian College, 2-13-19)

### Registered A Double-Double (Forward/Center)

Kelton Talford (20 points, 12 rebounds vs. (3) Radford, 3-3-23)

### Two Player Record Double-Double

at Gardner-Webb, 2-15-18 (Xavier Cooks/Adam Pickett)

### Registered A Triple-Double

Chandler Vaudrin (10 points, 12 rebounds, 10 assists vs. (8) High Point, 3-1-21)

# 2023-24 MISC. STATS

## Most 1st Half Points

Winthrop 45 vs. Brevard  
Opponents 33 at Clemson

## Most 2nd Half Points

Winthrop 53 vs. Brevard  
Opponents 45 at Clemson/vs. Drexel

## Fewest 1st Half Points

Winthrop 24 at Clemson  
Opponents 20 vs. Brevard

## Fewest 2nd Half Point

Winthrop 32 at Clemson  
Opponents 24 vs. Brevard

## Largest Half Time Lead

Winthrop 25 vs. Brevard  
Opponents 9 at Clemson

## Largest Margin of Victory

Winthrop 54 vs. Brevard  
Opponents 22 at Clemson

## Largest Deficit in Win

Winthrop 11 vs. Elon

## Largest Deficit In Loss

Winthrop 24 at Clemson

## Largest Lead In Loss

Winthrop n/a

## Largest Lead In Win

Winthrop n/a

## Most Points 1st OT

Winthrop n/a  
Opponents n/a

## Most Points 2nd OT

Winthrop n/a  
Opponents n/a

## Most Points 3rd OT

Winthrop n/a  
Opponents n/a

Career numbers (below) only reflect NCAA D1 level

## First Player To Score

Doucet 3  
Talford 3  
McKelvy 1

Doucet 1 n/a  
Wilson 0 2  
Anumba 0 5

Van Bibber 1 1  
Claxton 0 11  
McKelvy 0 2  
Wilson 0 2  
Anumba 0 27

## First Off The Bench

McMahon 5  
Timmerman 3  
Claxton 1  
Johnson 1  
McKelvy 1  
Talford 1

**Steals Leader**  
Johnson 4 n/a  
K.Harrison 2 27  
Talford 1 9  
Claxton 0 27  
McMahon 0 18  
McKelvy 0 5  
Wilson 0 2  
Anumba 0 16

**20-29 Points**  
Talford 1 11  
Van Bibber 1 1  
McMahon 0 9  
Harrison 0 6

## **Points Leader** Sea. Car.

Talford 4 16  
K.Harrison 2 12  
Van Bibber 1 1  
McMahon 0 10  
Anumba 0 3  
Claxton 0 2

**Blocks Leader** Sea. Car.  
Claxton 2 52  
Talford 2 25  
Moore 1 7  
Diallo 1 1  
Johnson 1 1  
McKevly 1 1  
Wilson 0 1  
Anumba 0 10

**30+ Points** Sea. Car.  
Sin'Cere McMahon 0 1

**40+ Points** Sea. Car.  
none

**10+ Assists** Sea. Car.  
none

## **Rebound Leader** Sea. Car.

Timmerman 4 n/a  
Doucet 2 1  
Talford 1 38  
K.Harrison 1 4  
Diallo 1 1  
McKelvy 1 1  
Johnson 1 1  
McMahon 0 2  
Moore 0 1  
Anumba 0 13  
Claxton 0 9

**Dunks** Sea. Car.  
Talford 4 53  
Claxton 2 80  
Moore 1 4  
McKelvy 0 6  
Anumba 0 1

**10+ Rebounds** Sea. Car.  
Talford 0 13  
Anumba 0 1

**20+ Rebounds** Sea. Car.  
none

**5+ Steals** Sea. Car.  
Harrison 0 1

## **Assist Leader** Sea. Car.

K.Harrison 5 47  
McMahon 1 9

**Double-Figures** Sea. Car.  
K.Harrison 5 54  
Talford 5 48  
Doucet 5 5  
Johnson 4 4  
McMahon 3 34

**Double-Doubles** Sea. Car.  
Talford 0 11  
Claxton 0 1

**20/20 Pts/Reb** Sea. Car.  
none



# EAGLE EYE VIEW OF THE TEAM

## LAST 10 WINS

78-70 vs. Elon, 11-19-23  
 74-61 vs. IUPUI, 11-18-23  
 89-51 vs. Holy Cross, 11-17-23  
 98-44 vs. Brevard, 11-8-23  
 84-78 vs. High Point, 2-25-23  
 95-93 (OT) vs. Campbell, 2-22-23  
 75-67 at Charleston Southern, 2-18-23  
 86-78 at Gardner-Webb, 2-15-23  
 76-74 vs. Longwood, 2-1-23  
 76-58 at Presbyterian, 1-28-23

## LAST 10 LOSSES

69-78 at Georgia, 11-24-23  
 78-56 at Clemson, 11-6-23  
 78-69 vs. (3) Radford, 3-3-23  
 79-70 vs. USC Upstate, 2-11-23  
 86-79 at UNC Asheville, 2-8-23  
 69-66 at Radford, 2-4-23  
 63-61 vs. Gardner-Webb, 1-21-23  
 71-66 at High Point, 1-18-23  
 66-52 vs. Radford, 1-11-23  
 85-71 at Longwood, 1-7-23

### Winthrop All-Time Record By Months

November	123-91 (.577)
December	131-145 (.472)
January	247-182 (.575)
February	227-147 (.601)
March	54-33 (.620)

### Record By Days Of The Week Since 2012-13

Year	Monday	Tuesday	Wednesday	Thursday	Friday	Saturday	Sunday	Overall
12-13	0-0	3-3	4-5	0-1	0-0	6-8	1-0	14-17
13-14	0-0	2-1	7-5	1-0	1-0	8-5	1-2	20-13
14-15	3-1	1-0	5-3	2-2	1-1	6-5	1-1	19-13
15-16	2-0	3-2	3-2	3-2	2-1	9-1	1-1	23-9
16-17	1-0	3-0	5-0	6-2	1-1	9-3	1-1	26-7
17-18	1-0	1-4	3-1	3-2	1-3	7-2	3-0	19-12
18-19	1-0	1-3	2-2	5-3	0-0	8-4	1-0	18-12
19-20	3-1	1-0	1-1	9-3	1-1	8-3	1-1	24-10
20-21	2-0	3-0	2-0	7-0	3-1	3-0	3-0	23-1
21-22	1-2	2-2	4-1	4-0	2-0	10-3	0-1	23-9
22-23	0-1	2-2	7-4	0-1	0-1	6-8	0-0	15-17
23-24	0-1	0-0	1-0	0-0	1-1	1-1	1-0	4-3
<b>Totals</b>	<b>14-6</b>	<b>22-17</b>	<b>45-24</b>	<b>39-16</b>	<b>13-10</b>	<b>81-43</b>	<b>16-7</b>	<b>228-123</b>

### Double Digit Deficits In A Win (Since 2012-13) (most recent in Bold/Italic)

19	2-1-23 vs. Longwood	W	76-74
15	12-31-22 vs. UNC Asheville	W	62-60
15	11-13-21 vs. Mercer	W	88-85 OT
15	3-8-20 vs. (5) Hampton	W	76-68
15	1-25-14 vs. VMI	W	58-57
15	1-5-19 at UNCA	W	80-65
14	2-13-19 vs. PC	W	93-85
14	12-20-16 vs. Georgia Southern	W	86-84
13	1-24-15 vs. Campbell	W	71-63
12	1-16-20 at Hampton	W	116-95
12	11-28-18 at Tennessee Tech	W	82-70
12	12-29-18 vs. Prairie View	W	76-62
12	11-21-16 at Illinois	W	84-80 OT
12	3-5-14 vs. Liberty	W	77-65
12	11-9-13 vs. Roanoke College	W	93-74
<b>11</b>	<b><i>1-14-23 at Campbell</i></b>	<b><i>W</i></b>	<b><i>78-74</i></b>
11	2-5-22 at Hampton	W	69-57
11	1-26-22 at USC Upstate	W	95-91 OT
11	1-20-22 at Presbyterian	W	60-58
11	12-21-19 vs. Elon	W	85-80
11	1-24-18 at Longwood	W	95-78
11	1-19-17 vs. UNCA	W	76-73
11	2-26-14 vs. UNCA	W	107-100 OT
10	1-22-22 vs Gardner-Webb	W	64-62
10	2-18-21 at High Point	W	76-70
10	12-16-17 at Alabama State	W	88-80
10	1-12-18 at Charleston Southern	W	64-53
10	12-17-16 at Hampton	W	86-79
10	12-29-16 at Charleston Southern	W	84-68
10	1-24-16 at Longwood	W	82-68

### Double Digit Leads In A Loss (Since 2012-13)

23	1-6-16 at UNCA	L	85-84
18	1-26-19 at PC	L	99-91
17	1-10-15 at Gardner-Webb	L	65-64
16	2-11-15 at High Point	L	73-72
15	12-7-19 vs. Coastal Carolina	L	92-88
14	11-14-17 at Colorado State	L	80-76
14	1-28-17 vs. High Point	L	83-80 OT
12	1-7-23 at Longwood	L	85-71
12	12-15-21 at Elon	L	63-61
12	1-17-15 vs. Radford	L	85-77
12	2-1-14 at High Point	L	65-64
12	2-19-13 at Gardner-Webb	L	65-52
11	2-6-13 at UNCA	L	69-56
10	2-21-19 at Radford	L	87-81
10	1-26-14 at Radford	L	58-57

## 2023-24 STARTERS BY GAME

DATE	OPPONENT	G	G	G/F	F	F/C
11/6	at Clemson	Harrison	Johnson	Doucet	Claxton	Timmerman
11/8	Brevard College	Harrison	Johnson	Doucet	Claxton	Talford
11/11	Drexel	Harrison	Johnson	Doucet	Claxton	Talford
11/17	Holy Cross	Harrison	Johnson	Doucet	Claxton	Talford
11/18	IUPUI	Harrison	Johnson	Doucet	Claxton	Talford
11/19	Elon	Harrison	Johnson	Doucet	Claxton	Talford
11/24	at Georgia	Harrison	McMahon	Doucet	Talford	Timmerman

## 2023-24 SPECIALTY STATS

DATE/OPPONENT	IN PAINT (WU/OPP)	OFF-TO (WU/OPP)	2ND CHANCE (WU/OPP)	FAST BREAK (WU/OPP)	BENCH	TIES/LEAD	LARGEST LEAD	BIGGEST DEFICIT
11/6 at Clemson	26/26	8/11	7/6	0/9	17/27	0/0	-	24
11/8 Brevard	58/4	38/11	16/2	13/3	35/20	0/4	54	1
11/11 Drexel	38/42	5/14	15/17	2/11	11/16	0/5	12	2
11/17 Holy Cross	30/26	22/8	13/7	5/5	49/24	0/0	41	-
11/18 IUPUI	32/28	21/18	18/15	11/9	22/29	0/0	21	-
11/19 Elon	34/22	18/8	10/18	13/4	29/17	4/3	10	11
11/24 at Georgia	36/30	11/8	13/7	9/13	14/27	1/3	4	15
<b>Totals</b>	<b>250/182</b>	<b>120/81</b>	<b>89/75</b>	<b>51/56</b>	<b>184/153</b>	<b>5/15</b>	<b>Largest - 54</b>	<b>Biggest - 24</b>
<b>Averages</b>	<b>35.7/26.020</b>	<b>17.1/12.2</b>	<b>12.7/11.6</b>	<b>7.3/8.0</b>	<b>26.3/21.9</b>			

# MARK PROSSER

Mark Prosser enters his third season at the helm of the men's basketball program.

Prosser became the 7th head coach in Winthrop men's basketball history when he was introduced Apr. 2., 2021.

The Eagles battled through a injury-riddled 2022-23 and finished the season 15-17 overall and 10-8 in the Big South.

In his first season with the Eagles he guided them to the Big South Conference Championship game and a 23-win season.

The 23 wins were the most by any coach in program history in their first season. It was the third time a first-year head coach won 20 or more games.

He joined Gregg Marshall as the only coaches in program history to begin conference play 5-0 in their first season.

On Nov. 27, 2021 he led the Eagles to the program's first ever win over a PAC-12 opponent with an 82-74 victory at Washington.

The Eagles posted a 13-0 home record, just the third time in program history a team finished with a perfect record at home.

Prosser has spent the previous three seasons as the head coach of the Western Carolina men's basketball program and is no stranger to Winthrop. In April of 2012, Prosser was hired as an assistant coach under Pat Kelsey and then served as Associate Head Coach from August of 2013 until his departure to Western Carolina in the spring of 2018.

Before departing for Western Carolina, Prosser played a role in helping bring the Winthrop men's basketball program back to the top of the Big South Conference, which was achieved when the Eagles captured the 2017 Big South Conference Championship and returned to the NCAA Tournament.

"My family and I could not be more excited to come home to Winthrop University and the Rock Hill community," said Prosser. "We'd like to thank Dr. Halpin, Dr. Hynd, the Board of Trustees and the entire Winthrop community for entrusting us with one of the most prestigious college basketball programs in the country."

In just his second season at the helm of the Catamounts program, Prosser led the team to a 12-win improvement to finish the season at 19-12. It was the second-most improved mark across NCAA Division I men's basketball. That season the team reached the Southern Conference semifinals before falling to eventual champion ETSU. That season Prosser's achievement was recognized by College Insider as he was honored as the Skip Prosser 'Man of the Year' award, which is named after his father.

Winthrop has been one of the top three-point shooting teams in the Big South Conference and nationally over the last 5-6 years and Prosser's teams in three seasons averaged 9.15 threes per game, which included a program record for a single-season with 302 in 2019-20. In 2018-19 the team set the program record for threes in a single-season, which now sits as the second-most.

Prosser began his coaching career as an assistant coach with Wofford College in Mike Young's first season (2002-03). During that season the Terriers posted a 14-15 mark, which included a 79-77 victory at Virginia Tech. In the Southern Conference, Wofford

posted an 8-8 record and advanced to the quarterfinals of the conference tournament.

Following his year at Wofford, Prosser headed to Bucknell as an assistant from 2003-08 under Pat Flannery.

It was at Bucknell that Prosser experienced the most post-season success as the Bison scored two NCAA Tournament upset victories during his tenure. In 2005, the 14th-seeded Bison upset No. 3 Kansas in the first round, earning the award for "Best Upset" at the 2005 ESPY Awards, and finished the year ranked 25th overall nationally with a 23-10 record. The following season, No. 9 seed Bucknell defeated No. 8 Arkansas in March Madness.

In 2005-06, the Bison went undefeated in Patriot League play, the first team to do so in conference history. The team was ranked in the top 25 for the first time in school history and featured Patriot League Player of the Year Charles Lee. For the NCAA Tournament, the Bison were seeded 9th and defeated Arkansas in the first round. In the second round they were defeated by Memphis to end the season at 27-5, the best record in school history.

While at Bucknell, Prosser signed 2008 Patriot League All-Freshman team selection Todd O'Brien and was involved in the player development of Charles Lee, who went on to sign a professional contract with the NBA's San Antonio Spurs. Lee was a three-time All-Patriot League selection and the 2006 Patriot League Player of the Year.

In the summer of 2008, Prosser returned to the sidelines at Southern Conference-member Wofford. During his first season back in Spartanburg in 2008, the Terriers set a school record with 12SoCon wins. In addition, the team posted its first winning overall record since moving to the NCAA Division I level. The following year, Prosser helped Wofford reach a school-record 26 wins along with the Southern Conference Championship and a trip to the NCAA Tournament.

All told, with Prosser on the bench in Spartanburg, the Terriers posted a 63-36 (.636) overall record, highlighted by back-to-back SoCon regular season and tournament championships, and consecutive appearances in the NCAA Tournament. He helped Wofford to a then school-record 26 victories in 2009-10 with a second 20-win season in 2010-11 with a squad that led the SoCon in assists and was also first in assist/turnover margin. Wofford also was eighth in the nation in 3-point percentage and 12th in overall field goal percentage.

Prosser was instrumental in the development of three-time first-team All-SoCon selection Noah Dahlman, a post player who scored more than 2,000 career points and was twice dubbed SoCon Tournament MVP.

A native of Wheeling, W.Va., Prosser played collegiately at Marist College in Poughkeepsie, N.Y., before a knee injury ended his career prematurely. He began his coaching career as a student assistant coach at Marist until his graduation in 2002, helping the Red Foxes to a share of the Metro-Atlantic Athletic Conference (MAAC) regular season title in 2001-02.

Prosser and his wife Emily are the parents of two -- a daughter, Ava Grayce and a son, Declan.



## Career Record

Winthrop: 42-29

Career: 84-105

Big South: 24-10

## Coaching Experience

1999-2002

Marist

Student Assistant

2002-03

Wofford College

Assistant Coach

2003-08

Bucknell

Assistant Coach

2008-11

Wofford College

Assistant Coach

2011-12

Brevard College

Head Coach

2012-2013

Winthrop

Assistant Coach

2013-18

Winthrop

Associate Head Coach

2018-21

Western Carolina

Head Coach

2021-present

Winthrop

Head Coach

## Playing Experience

1998-99

Marist

# MARK PROSSER ERA



## Prosser Facts

- Hired as the 7th head coach in Winthrop men's basketball history on Apr. 2, 2021
- Earned his first win at Winthrop on Nov. 9, 2021 with a 110-78 victory over Mary Baldwin as all seven head coaches in program history won in their debut
- Became the 3rd Winthrop coach in program history to win 20 games in first season
- First Winthrop coach to 14 league wins in first season and one of only two to do so in league history (Terry Truax of Towson - 14 in 1992-93)
- Became the 4th coach in program history to begin Winthrop career 2-0
- Prosser and Marshall are also the only coaches to start Big South career 5-0
- Joined Dan Kenney and Gregg Marshall as the only Winthrop coach to get a win in their first Big South Conference regular season contest
- Led Eagles to first ever win over PAC 12 opponent with an 82-74 win at Washington on Nov. 27, 2021
- The win at Washington was the first over a Power 5 team in his career (8th meeting ever vs. Power 5 and is now 1-7)
- Has been on staff for nine conference championship title games and five NCAA Tournament appearances
- Between being the head coach and an assistant coach he's represented Winthrop in 202 games on the bench

## WINTHROP 1ST YEAR HEAD COACHING RECORDS

Mark Prosser	23-9
Nield Gordon	22-9
Gregg Marshall	21-8 (29 game season)
Randy Peele	20-11
Pat Kelsey	14-17
Dan Kenney	14-16
Steve Vacendak	8-20 (28 game season)

## PROSSER TRENDS

	<u>WIN</u>	<u>Career</u>
Lead at the half:	31-8	62-21
Trail at the half:	9-19	18-80
Tied at the half:	2-2	4-4
Double-Figure leads at the half:	13-0	26-1
Double-Figure deficit at the half:	2-10	5-42
Score 100+:	2-0	7-0
Score 90+:	7-0	22-1
Score 80+ :	19-4	43-14
Score 70+:	31-8	72-35
Score 60+:	37-23	78-86
Score less than 60:	1-6	1-29
Allow 100+:	0-0	0-3
Allow 90+:	2-3	6-19
Allow 80+:	7-10	19-51
Allow 70+:	18-25	45-86
Allow 60+:	29-27	64-101
Allow less than 60 points:	13-0	20-2
Shoot 50% or better:	28-2	51-12
Shoot 40% or better:	40-18	74-66
Shoot 70% or better at FT Line:	25-18	49-53
Shoot 80% or better at FT Line:	10-9	22-19
Higher field goal percentage:	39-4	73-18
Lower field goal percentage:	3-25	11-86
Same field goal percentage:	0-0	0-1
Outrebound opponent:	24-4	56-33
Outrebound opponent 10+:	13-1	26-6
Outrebounded by opponent:	17-24	23-65
Rebounds are even:	1-1	4-7
More free throw attempts:	36-15	59-50
Fewer free throw attempts:	5-12	22-59
Free throw attempts are even:	1-2	3-6
Make 7+ 3's:	34-14	69-63
Make 10+ 3's:	23-7	48-24
Day games:	14-11	40-43
Night games:	28-18	43-62
Morning games:	0-0	1-0
Games on Monday:	2-3	4-8
Games on Tuesday:	4-4	6-9
Games on Wednesday:	12-5	19-30
Games on Thursday:	4-1	7-7
Games on Friday:	3-2	4-9
Games on Saturday:	17-12	41-40
Games on Sunday:	1-1	3-2

## Games Decided By:

1 point:	4-1
2 points:	8-6
5 points or less:	23-24
6-9 points:	22-23
Double-figures:	38-58



# PROSSER ALL-TIME RECORD vs. OPPONENTS

Team	Games	Overall	Home	Road	Neutral	BSC Tourney	PF	PA
Anderson (S.C.)	2	1-1	0-1	1-0	0-0	0-0	145	140
Auburn	1	0-1	0-0	0-1	0-0	0-0	65	89
Barton	1	0-1	0-0	0-0	0-1	0-0	55	89
Belmont Abbey	1	0-1	0-1	0-0	0-0	0-0	80	90
Brevard	1	1-0	1-0	0-0	0-0	0-0	98	44
Bryan	1	1-0	1-0	0-0	0-0	0-0	70	64
Bowling Green	1	0-1	0-0	0-1	0-0	0-0	52	73
Campbell	3	3-0	2-0	1-0	0-0	0-0	247	239
Carson-Newman	2	0-2	0-1	0-1	0-0	0-0	108	153
Carver College	1	1-0	0-0	0-0	1-0	0-0	83	52
Catawba College	2	0-2	0-1	0-1	0-0	0-0	106	135
Charleston Sou.	4	4-0	2-0	2-0	0-0	0-0	313	282
Chattanooga	6	3-3	1-2	2-1	0-0	0-0	466	470
Citadel	7	5-2	3-0	2-1	0-1	0-0	604	579
Clemson	1	0-1	0-0	0-1	0-0	0-0	56	78
Coastal Carolina	2	0-2	0-1	0-1	0-0	0-0	145	160
College of Charleston	2	1-1	0-1	1-0	0-0	0-0	150	147
Converse	1	1-0	1-0	0-0	0-0	0-0	78	40
Drexel	1	0-1	0-0	0-0	0-0	0-0	72	74
Duquesne	1	0-1	0-0	0-1	0-0	0-0	57	74
Eastern Michigan	1	1-0	0-0	0-0	1-0	0-0	101	87
Elon	2	1-1	1-0	0-1	0-0	0-0	139	133
ETSU	7	0-7	0-3	0-3	0-1	0-0	477	567
Florida State	1	0-1	0-0	0-1	0-0	0-0	74	79
Furman	8	1-7	1-3	0-4	0-0	0-0	576	644
Gardner-Webb	6	5-1	2-1	2-0	1-0	1-0	439	399
Georgia	2	0-2	0-0	0-2	0-0	0-0	141	169
Hampton	1	0-0	1-0	0-0	0-0	0-0	69	57
Hartford	1	1-0	1-0	0-0	0-0	0-0	82	75
High Point	5	2-3	1-0	0-3	1-0	1-0	333	351
Hiwassee	1	1-0	1-0	0-0	0-0	0-0	94	55
Holy Cross	1	1-0	1-0	0-0	0-0	0-0	89	51
IUPUI	1	1-0	1-0	0-0	0-0	0-0	74	61
Iowa	1	0-1	0-0	0-1	0-0	0-0	60	78
Jacksonville	2	2-0	1-0	1-0	0-0	0-0	173	159
Jacksonville State	1	0-1	0-0	0-0	0-1	0-0	53	84
Lees-McRae	1	1-0	1-0	0-0	0-0	0-0	71	55
Lenoir-Rhyne	2	1-1	1-0	0-1	0-0	0-0	133	130
Lincoln Memorial	2	0-2	0-1	0-1	0-0	0-0	101	153
Longwood	4	1-3	1-0	0-2	0-1	0-1	293	330
LSU	1	0-1	0-0	0-1	0-0	0-0	81	89
Mars Hill	2	2-0	1-0	1-0	0-0	0-0	169	156
Mary Baldwin	1	1-0	1-0	0-0	0-0	0-0	110	78
Mercer	9	4-5	3-1	0-4	1-0	0-0	690	671
Middle Tennessee	2	1-1	1-0	0-1	0-0	0-0	141	144
Mississippi State	1	0-1	0-0	0-0	0-1	0-0	63	84
Montevallo	1	0-1	0-1	0-0	0-1	0-0	40	83
Mount Olive	1	0-1	0-0	0-1	0-0	0-0	78	100
Newberry	3	1-2	1-1	0-1	0-0	0-0	239	261
North Carolina A&T	3	3-0	2-0	1-0	0-0	0-0	258	216
North Carolina State	1	0-1	0-0	0-1	0-0	0-0	67	100
North Georgia	1	0-1	0-0	0-1	0-0	0-0	66	75
North Greenville	1	0-1	0-0	0-1	0-0	0-0	61	68
Penn St.	1	0-1	0-0	0-1	0-0	0-0	68	93
Piedmont	3	3-0	3-0	0-0	0-0	0-0	282	161
Presbyterian	4	4-0	2-0	2-0	0-0	0-0	283	249
Radford	4	1-3	1-1	0-1	0-1	0-1	245	261
Samford	5	3-2	2-0	1-2	0-0	0-0	422	391
SMU	1	0-1	0-0	0-1	0-0	0-0	65	98
South Carolina St.	1	1-0	1-0	0-0	0-0	0-0	81	67
Southern Miss	2	0-2	0-0	0-0	0-2	0-0	115	145
Stetson	1	1-0	0-0	1-0	0-0	0-0	70	64
Tennessee Tech	2	2-0	1-0	1-0	0-0	0-0	165	151
Toccoa Falls	1	1-0	1-0	0-0	0-0	0-0	99	52
Troy	1	0-1	0-0	0-0	0-1	0-0	64	66
Tusculum	2	0-2	0-1	0-1	0-0	0-0	113	140
UNC Asheville	8	6-2	3-0	3-2	0-0	0-0	546	611
UNC Greensboro	6	1-5	0-3	1-2	0-0	0-0	393	465
UNC Wilmington	1	1-0	0-0	0-0	1-0	0-0	98	76
USC Upstate	4	2-2	1-1	1-1	0-0	0-0	316	299
Vanderbilt	1	0-1	0-0	0-1	0-0	0-0	63	77
VCU	1	0-1	0-0	0-1	0-0	0-0	68	93
VMI	7	2-5	1-2	1-2	0-1	0-0	547	575
Wake Forest	1	0-1	0-0	0-1	0-0	0-0	64	71
Washington	1	1-0	0-0	1-0	0-0	0-0	82	74
Washington State	1	0-1	0-0	0-1	0-0	0-0	86	92
Wingate	2	0-2	0-1	0-1	0-0	0-0	110	147
Wofford	6	2-4	1-2	1-2	0-0	0-0	405	474
Wright State	1	0-1	0-0	0-1	0-0	0-0	73	96
Xavier	1	0-1	0-0	0-1	0-0	0-0	61	74
Young Harris	2	0-2	0-1	0-1	0-0	0-0	140	171
<b>TOTALS</b>	<b>189</b>	<b>84-105</b>	<b>48-31</b>	<b>27-62</b>	<b>6-11</b>	<b>2-2</b>	<b>13,794</b>	<b>13,303</b>

## WINTHROP'S ALL-TIME 30/40-POINT GAMES

### 40-POINT GAMES

Melvin Branham (Jr.)	45	Jan. 10, 1994 at Charleston Southern
David McMahan	42	Jan. 15, 1996 vs. Coastal Carolina
Keon Johnson	40	Feb. 9, 2017 at UNC Asheville
Michael Jenkins	40	Nov. 10, 2006 vs. North Greenville
Fred McKinnon	40	Nov. 29, 1985 vs. Morris College

### 30-POINT GAMES

Keon Johnson	39	Feb. 4, 2017 vs. Campbell
Mike Gaither	39	Nov. 18, 1982 vs. Coker College (Clover, SC)
Keon Johnson	38	Nov. 21, 2016 at Illinois
Jimmy Gavin	38	Nov. 27, 2015 at North Carolina State (Raleigh, NC)
Greg Lewis	38	Dec. 21, 1999 vs. UNC Greensboro
Keon Johnson	37	Dec. 31, 2016 vs. Radford
Robbie Waldrop	37	Feb. 12, 1998 at Charleston Southern
Xavier Cooks	36	Feb. 15, 2018 at Gardner-Webb
Keon Johnson	36	Jan. 27, 2016 vs. Charleston Southern
Fred McKinnon	36	Feb. 2, 1985 at Livingstone College
Charles Brunson	36	Nov. 25, 1980 at Voorhees
Sin'Cere McMahon	35	Feb. 8, 2023 at UNC Asheville
Nych Smith	35	Jan. 26, 2019 at Presbyterian College
Fred McKinnon	35	Jan. 16, 1986 vs. Central Wesleyan College
Charles Brunson	35	Feb. 4, 1982 vs. Erskine
Charles Brunson	35	Dec. 10, 1980 at Belmont Abbey
David McMahan	34	Dec. 30, 1995 at Georgia State
Charles Brunson	34	Nov. 22, 1980 at Morris College
Charles Brunson	34	Nov. 19, 1980 vs. Allen University
Patrick Good	33	Nov. 22, 2021 at Washington State
Andre Jones	33	Dec. 27, 2011 at Georgia
Michael Jenkins	33	Mar. 6, 2008 vs. UNC Asheville (Big South Tourney Championship game)
Greg Lewis	33	Feb. 18, 2002 vs. Coastal Carolina
George Henson	33	Feb. 10, 1990 at Campbell
Shaun Wise	33	Dec. 28, 1989 at US International
Charles Brunson	33	Jan. 11, 1981 at Webber College
Josh Ferguson	32	Dec. 7, 2019 vs. Coastal Carolina
Keon Johnson	32	Feb. 13, 2016 at Radford
Keon Johnson	32	Dec. 31, 2015 vs. Campbell
Keon Johnson	32	Nov. 24, 2015 at USC Upstate
Torrell Martin	32	Feb. 24, 2007 at Coastal Carolina
Torrell Martin	32	Feb. 20, 2006 at Liberty
Melvin Branham (Jr.)	32	Jan. 27, 1994 at Towson State
Mark Hailey (Sr.)	32	Feb. 20, 1993 vs. Radford
Eddie Gay (Sr.)	32	Dec. 13, 1992 vs. The Citadel
Charles Brunson	32	Jan. 16, 1982 at USC-Aiken
Charles Brunson	32	Jan. 15, 1981 at USC-Spartanburg
Patrick Good	31	Jan. 20, 2022 at Presbyterian College
Keon Johnson	31	Mar. 3, 2017 vs. #4 Gardner-Webb
Keon Johnson	31	Mar. 2, 2017 vs. #8 Charleston Southern
Keon Johnson	31	Jan. 28, 2017 vs. High Point
Jimmy Gavin	31	Mar. 6, 2016 vs. UNC Asheville (Buies Creek, NC-Big South Tourney Championship game)
Jimmy Gavin	31	Feb. 27, 2016 at Campbell
Torrell Martin	31	Dec. 4, 2006 at #12 Wisconsin
Ted Houpt	31	Feb. 12, 1987 at Howard University
Fred McKinnon	31	Nov. 22, 1985 vs. Wingate
Charles Brunson	31	Feb. 8, 1982 vs. Presbyterian College
Donnie Creamer	31	Dec. 9, 1978 at Erskine
Patrick Good	30	Feb. 19, 2022 at UNC Asheville
D.J. Burns Jr.	30	Nov. 9, 2021 vs. Mary Baldwin
Xavier Cooks	30	Dec. 5, 2017 at Georgia
Keon Johnson	30	Dec. 19, 2015 at Georgia Southern
Keon Moore	30	Jan. 3, 2015 vs. High Point
Tyson Waterman	30	Feb. 12, 1999 vs. Charleston Southern
Ronnie Creamer	30	Jan. 15, 1979 at Francis Marion
LaShawn Coulter	30	Jan. 21, 1995 at UNC Asheville
Mark Hailey (Jr.)	30	Nov. 23, 1991 vs. Averett College
Greg Washington	30	Dec. 15, 1988 vs. East Carolina
Fred McKinnon	30	Feb. 10, 1985 vs. Armstrong State
Ronnie Creamer	30	Nov. 18, 1978 vs. Catawba

# Indv./Team Most Points Single-Game

## Top 10 Individual Scoring Performances Home/Away

### Home

42	David McMahan	(vs. Coastal Carolina, 1-15-96)
40	Michael Jenkins	(vs. North Greenville, 11-10-06)
	Fred McKinnon	(vs. Morris College, 11-29-85)
	Keon Johnson	(at UNC Asheville, 2-9-17)
39	Keon Johnson	(vs. Campbell, 2-4-17)
38	Greg Lewis	(vs. UNC Greensboro, 12-21-99)
37	Keon Johnson	(vs. Radford, 12-31-16)
36	Keon Johnson	(vs. Charleston Southern, 1-27-16)
35	Fred McKinnon	(vs. Central Wesleyan College, 1-16-86)
	Charles Brunson	(vs. Erskine College, 2-4-82)

### Away

45	Melvin Branham Jr.	(at Charleston Southern, 1-10-94)
40	Keon Johnson	(at UNC Asheville, 2-9-17)
38	Keon Johnson	(at Illinois, 11-21-16)
	Jimmy Gavin	(at N.C. State, 11-27-15)
37	Robbie Waldrop	(at Charleston Southern, 2-12-98)
36	Xavier Cooks	(at Gardner-Webb, 2-15-18)
	Fred McKinnon	(at Livingstone College, 2-2-85)
	Charles Brunson	(at Voorhees, 11-25-80)
35	Sin'Cere McMahan	(at UNC Asheville, 2-8-23)
	Nych Smith	(at Presbyterian College, 1-26-19)
	Charles Brunson	(at Belmont Abbey, 12-10-80)
34	Charles Brunson	(at Mooris College, 11-22-80)
33	Patrick Good	(at Washington State, 11-22-21)
	Andre Jones	(at Georgia, 12-27-11)
	Michael Jenkins	(at UNC Asheville, 3-6-08)
	George Henson	(at Campbell, 2-10-90)
	Shaun Wise	(at U.S. International, 12-28-89)
	Charles Brunson	(at Webber College, 1-11-81)

## Top 5 Individual Scoring Performances vs. Big South Opponents

### All Games

45	Melvin Branham Jr.	(at Charleston Southern, 1-10-94)
42	David McMahan	(vs. Coastal Carolina, 1-15-96)
40	Keon Johnson	(at UNC Asheville, 2-9-17)
39	Keon Johnson	(vs. Campbell, 2-4-17)
37	Keon Johnson	(vs. Radford, 12-31-16)

### Home

42	David McMahan	(vs. Coastal Carolina, 1-15-96)
39	Keon Johnson	(vs. Campbell, 2-4-17)
37	Keon Johnson	(vs. Radford, 12-31-16)
36	Keon Johnson	(vs. Charleston Southern, 1-27-16)
32	Keon Johnson	(vs. Campbell, 12-31-15)

### Away

45	Melvin Branham Jr.	(at Charleston Southern, 1-10-94)
40	Keon Johnson	(at UNC Asheville, 2-9-17)
36	Xavier Cooks	(at Gardner-Webb, 2-15-18)
35	Sin'Cere McMahan	(at UNC Asheville, 2-8-23)
	Nych Smith	(at Presbyterian College, 1-26-19)
33	George Henson	(at Campbell, 2-10-90)
32	Keon Johnson	(at Radford, 2-13-16)
	Torrell Martin	(at Coastal Carolina, 2-24-07)
	Torrell Martin	(at Liberty, 2-20-06)
	Melvin Branham Jr.	(at Towson St., 1-27-94)

## Most Point In Home/Away Game (Top 10)

### Home

134	Pfeiffer, 11-13-18	W, 134-99
132	Morris, 11-29-85	W, 132-73
130	Johnson & Wales, 12-12-96	W, 130-33
127	Pfeiffer, 11-25-19	W, 127-83
116	Warren Wilson, 11-24-18	W, 116-76
116	Rio Grande (OH), 12-28-15	W, 116-84
110	Mary Baldwin	W, 110-78
109	Hiwassee, 12-16-18	W, 109-66
109	Catawba, 11-18-78	W, 109-92
108	VMI, 1-6-07	W, 108-76
108	U.S. International, 1-12-91	W, 108-81

### Away

116	at Hampton, 1-16-20	W, 116-95
109	at VMI, 1-31-07	Won, 109-76
107	at USC Upstate, 12-13-20	Won, 107-77
102	at Pembroke St., 1-10-86	Won, 102-99
101	at UNC Asheville, 2-9-17	Lost, 104-101
101	at Charleston Sou., 1-10-94	Won, 101-96
101	at Central Connecticut, 12-4-92	Won, 101-93
101	at Benedict College, 2-20-86	Won, 101-76
97	at USC Aiken, 1-14-82	Won, 97-90
97	at Wofford, 1-31-80	Won, 97-78

## Most Points Home/Away vs. Big South Opponents (Top 10)

### Home

108	vs. VMI, 1-6-07	Won, 108-76
107	vs. UNCA, 2-26-14	Won, 107-100 (OT)
106	vs. VMI, 2-4-09	Lost, 110-106 (OT)
104	vs. UNCA	Won, 104-71
101	vs. Hampton, 2-9-19	Won, 101-91
100	vs. Coastal Carolina, 2-18-02	Won, 100-74
99	vs. Gardner-Webb, 1-11-20	Won, 99-95 (3OT)
98	vs. Armstrong St., 2-17-86	Won, 98-81
98	vs. VMI, 2-8-06	Won, 98-65
97	vs. Gardner-Webb	Won, 97-88
97	vs. Towson St., 2-23-95	Won, 97-93
96	vs. VMI, 1-7-10	Won, 96-63

### Away

116	at Hampton, 1-16-20	W, 116-95
107	at USC Upstate, 12-13-20	W, 107-77
101	at UNC Asheville, 2-9-17	Lost, 104-101
101	at Charleston Sou., 1-10-94	Won, 101-96
95	at USC Upstate, 1-26-22	Won, 95-91 OT
95	at Longwood, 1-24-18	Won, 95-78
94	at Coastal Carolina, 1-7-94	Lost, 103-94
93	at Presbyterian Col., 2-25-17	Won, 93-56
93	at UMBC, 1-25-93	Lost, 99-93
91	at Presbyterian College, 1-26-19	Lost, 99-91
90	at Gardner-Webb, 2-15-18	Won, 90-71
90	at Towson St., 2-23-95	Lost, 92-90
90	at UNC Asheville, 2-5-90	Won, 90-89
90	at Radford, 1-14-05	Won, 90-75

# WINTHROP TEAM/INDIVIDUAL RECORDS

## MISC. RECORDS

Most Games Played	39 (1980-81/31-8)
Most Wins	31 (1980-81)
Most Wins (D1 member)	29 (2006-07)
Fewest Wins	4 (1993-94)
Most Losses	23 (1993-94)
Fewest Losses	5 (2006-07)
Best Winning Percentage	.818 (29-5/2006-07)
Worst Winning Percentage	.148 (4-23/1993-94)
Most Home Wins	16 (2004-05)
Most Home Wins In Winthrop Coliseum	16 (2004-05)
Most Home Losses	11 (1991-92)
Most Home Losses In Winthrop Coliseum	11 (1991-92)
Most Road Wins	12 (1978-89/2006-07/2016-17)
Most Road Losses	13 (1993-94)
Longest Winning Streak	21 (2019-20 to 2020-21)
Longest Winning Streak (single-season)	19 (2006-07)
Longest Losing Streak	13 (1986-87)
Most Big South Wins	15 ('04-05/'16-17/'19-20)
Most Big South Losses	15 (1993-94)
Longest Winning Streak (Big South)	16 (2006-07/single-season)
Longest Winning Streak (Big South)	22 (2004-05 to 2005-06)
Longest Losing Streak (Big South)	10 (1993-94/single-season)
Longest Losing Streak (Big South)	14 (1993-94 to 1994-95)

## SINGLE-GAME RECORDS (Team)

Most Points Scored	134, vs. Pfeiffer (11-13-18)
Largest Margin of Victory	97 vs. Johnson & Wales (12-7-96)
Largest Margin of Victory (D1 opponent)	44 vs. VMI (84-41/1-23-08)
Largest Margin of Defeat	57 vs. Seton Hall (106-49/12-29-90)
Largest Margin of Defeat (D1 member)	57 vs. Seton Hall (106-49/12-29-90)
Fewest Points Allowed	22 vs. Lander (11-16-81)
Most Points First Half	73 vs. Pfeiffer (11-13-18)
Most Point Second Half	71 vs. Morris (11-29-85)
Fewest Points Scored	23 vs. Col. of Charleston (2-26-93)
Fewest Points First Half	6 vs. Col. of Charleston (2-26-93)
Fewest Points Second Half	11 vs. Washington St. (3-20-08)
Fewest Points Against In A Half	8 vs. Col. of Charleston (2-26-93)
Most Field Goals Made	57 vs. Morris (11-29-85)
Most Field Goals Attempted	101 vs. Piedmont (11-24-78)
Best Field Goal Accuracy	.706 vs. USC-Aiken (36-51/1-17-82)
Most 3pt Field Goals Made	24 vs. Hiwassee (12-16-18)
Most 3pt Field Goals Attempted	55 vs. Hiwassee (12-16-18)
Best 3pt Field Goal Accuracy	.714 vs. Barton (10-14/12-2-04)
D1 Opponent	.643 vs. High Point (9-14/12-5-09)
Most Free Throws Made	39 vs. St. Francis (11-27-89)
Most Free Throws Attempted	50 vs. Campbell (12-30-20)
Best Free Throw Accuracy	1.000 vs. Liberty (21-21/3-5-14)
Most Rebounds	1.000 vs. Lander (13-13/2-20-85)
Most Assists	70 vs. Presbyterian College (2-11-80)
Most Steals	37 vs. Newberry (2-17-90)
	21 vs. Wofford College (1-31-80)
	vs. Morris (11-29-85)
Most Blocked Shots	16 vs. Voorhees (2-16-81)
Most Personal Fouls	37 vs. Georgia State (12-30-95)

## SEASON RECORDS

Most Points	2,866 (1980-81)
Best Scoring Average	83.6 (1992-93/30 games)
Most Field Goals Made	1,161 (1978-79)
Most Field Attempts	2,415 (1978-79)
Best Field Goal Accuracy	.530 (1985-86)
Most 3pt Field Goals	372 (2018-19/30 games))
Best 3pt Field Goals Per Game Avg.	12.40 (2018-19/30 games)
Most 3pt Field Goals Attempted	997 (2018-19)
Best 3pt Field Goal Accuracy	.431 (1987-88)
Most Free Throws Made	646 (1980-81)
Most Free Throws Attempted	931 (1980-81)
Best Free Throw Accuracy	.749 (2015-16)
Most Rebounds	1,613 (1978-79)
Most Assists	818 (1978-79)
Most Steals	479 (1979-80)
Most Blocked Shots	174 (2016-17)
Most Personal Fouls	751 (1978-79)

## SINGLE-GAME RECORDS (Individual)

Most Points Scored	45-Melvin Branham vs. Charleston Sou. (1-10-94)
Most Field Goals Made	20-Fred McKinnon vs. Morris (11-25-85)
Most Field Goals Attempted	31-Fred McKinnon vs. Morris (11-25-85)
Best Field Goal Accuracy	1.000-Brian Pope (10-10) vs. Morris (1-6-84)
	Eddie Gay (10-10) vs. Coppin St. (11-23-91)
	Allen Washington (10-10) vs. Pfeiffer (2-5-86)
Most 3pt Field Goals Made	12-David McMahan vs. Coastal Carolina (1-15-96)
	Michael Jenkins vs. North Greenville (11-10-06)
Most 3pt Field Goals Attempted	21-LaShawn Coulter
Most Free Throws Made	18-Mark Hailey vs. Averett (11-26-91)
	James Shuler vs. High Point (2-23-06)
Most Free Throws Attempted	20-Mark Hailey vs. Averett (11-26-91)
Best Free Throw Accuracy	1.000-James Shuler (18-18) vs. High Point (2-23-06)
Most Rebounds	23-Allen Washington vs. Piedmont (11-30-85)
Most Assists	17-Rick Riese vs. Limestone (2-12-81)
Most Blocked Shots	7-Rick Riese vs. Limestone (2-12-81)
	Billy Houston vs. UNC Asheville (1-11-06)
Most Steals	13-Rick Riese vs. Limestone (2-12-81)

## SINGLE-SEASON RECORDS (Individual)

Most Points Scored	875-Charles Brunson (1980-81)
Best Scoring Average	22.4-Charles Brunson (1980-81)
Most Field Goals Made	354-Charles Brunson (1980-81)
Most Field Goals Attempted	584-Ronnie Creamer (1978-79)
Best Field Goal Accuracy	.657-Charles Brunson (113-172/1979-80)
Most 3pt Field Goals Made	102-Keon Johnson (2016-17)
Most 3pt Field Goal Attempts	255-Keon Johnson (2016-17)
Best 3pt Field Goal Accuracy	.460-Charles Falden (40-87/2018-19)
Most Free Throws Made	171-Keon Johnson (2016-17)
Most Free Throws Attempted	235-Charles Brunson (1980-81)
Best Free Throw Accuracy	.867-Mike Gaither (98-113/1981-82)
Most Rebounds	453-Charles Brunson (1980-81)
Most Assists	317-Rick Riese (1980-81)
Most Blocked Shots	72-Duby Okeke (2015-16)
Most Steals	208-Rick Riese (1979-80)
Most Minutes Played	1,374-Charles Brunson (1980-81)
Most Personal Fouls	139-Ronnie Creamer (1978-79)
Most Times Disqualified	14-Donnie Creamer (1978-79)
	Melvin Branham (1993-94)

## WINTHROP ALL-TIME D1 TRIPLE-DOUBLES

Chandler Vaudrin	Mar. 1, 2021 vs. (8) High Point (10 points, 12 rebounds, 10 assists)
Chandler Vaudrin	Dec. 30, 2020 vs. Campbell (10 points, 13 rebounds, 10 assists)
Chandler Vaudrin	Dec. 13, 2020 at USC Upstate (13 points, 11 rebounds, 14 assists)
Chandler Vaudrin	Jan. 2, 2020 vs. Longwood (10 points, 12 rebounds, 11 assists)
Xavier Cooks	Dec. 2, 2017 vs. Reinhardt (11 points, 15 rebounds, 11 assists)

## 20-WIN SEASONS

SEASON (NCAA D1)	SEASON ENDED WITH...	FINAL RECORD
29--2006-07	(NCAA Tourney - W, 74-64, (6) Notre Dame)	29-5
	(NCAA 2nd Rnd - L, 75-61, (3) Oregon)	
27--2004-05	(NCAA Tourney - L, 74-64, (3) Gonzaga)	27-6
26--2016-17	(NCAA Tourney - L, 76-64, (3) Butler)	26-7
24--2019-20	(Big South Champions - NCAA Tourney canceled (COVID19)	24-10
23--2020-21	(NCAA Tourney - L, 73-63, (5) Villanova)	23-2
23--2021-22	(Big South Tournament Final - L, 79-58)	23-9
23--2015-16	(Big South Tournament Final - L, 77-68)	23-9
23--2005-06	(NCAA Tourney - L, 63-61, (2) Tennessee)	23-8
22--2007-08	(NCAA Tourney - L, 71-40, (4) Washington State)	22-12
21--1999-00	(NCAA Tourney - L, 74-50, (3) Oklahoma)	21-9
21--1998-99	(NCAA Tourney - L, 80-41, (1) Auburn)	21-8
20--2013-14	(Big South Tournament Final - L, 76-61)	20-13
20--2002-03	(Big South Tournament Semi-Finals - L, 81-80 OT, UNCA)	20-10
20--1985-86	(Big South Tournament Semi-Finals - L, 87-79)	20-9



# 2023-24 COMBINED STATS

## Winthrop University Men's Basketball Winthrop Combined Team Statistics (as of Nov 24, 2023) All games

RECORD:	OVERALL	HOME	AWAY	NEUTRAL
ALL GAMES	4-3	4-1	0-2	0-0
CONFERENCE	0-0	0-0	0-0	0-0
NON-CONFERENCE	4-3	4-1	0-2	0-0

#	Player	gp-gs	min	avg	Total		3-Point		F-Throw		Rebounds				pf	dq	a	to	blk	stl	pts	avg
					fg-fga	fg%	3fg-fga	3fg%	ft-fa	ft%	off	def	tot	avg								
04	TALFORD, Kelton	7-6	174	24.9	34-50	.680	0-1	.000	35-43	.814	12	15	27	3.9	11	0	2	17	4	4	103	14.7
12	DOUCET, K.J.	7-7	149	21.3	27-56	.482	8-23	.348	19-24	.792	9	14	23	3.3	20	2	10	15	0	3	81	11.6
10	JOHNSON, Nick	7-6	190	27.1	26-60	.433	5-19	.263	19-31	.613	9	18	27	3.9	7	0	9	7	2	13	76	10.9
11	HARRISON, Kasen	7-7	202	28.9	23-55	.418	5-16	.313	20-30	.667	2	23	25	3.6	13	0	26	10	1	11	71	10.1
14	VAN BIBBER, Noah	5-0	85	17.0	14-29	.483	11-24	.458	10-11	.909	3	9	12	2.4	12	0	1	1	0	0	49	9.8
00	MCMAHON, Sin'Cere	7-1	167	23.9	19-51	.373	13-37	.351	15-21	.714	2	14	16	2.3	14	0	11	13	0	5	66	9.4
40	TIMMERMAN, Alex	6-2	112	18.7	13-28	.464	0-1	.000	10-12	.833	7	25	32	5.3	11	1	5	2	0	1	36	6.0
33	CLAXTON, Chase	7-6	157	22.4	5-10	.500	0-4	.000	8-12	.667	4	11	15	2.1	13	0	1	1	5	4	18	2.6
21	HARRISON, Henry	3-0	6	2.0	2-2	1.000	2-2	1.000	0-0	.000	0	0	0	0.0	0	0	0	2	0	0	6	2.0
05	DIALLO, Yoro	7-0	67	9.6	5-8	.625	0-2	.000	3-6	.500	4	10	14	2.0	9	1	3	2	2	1	13	1.9
23	MOORE, Michael	4-0	23	5.8	3-5	.600	0-0	.000	1-3	.333	4	0	4	1.0	1	0	0	1	2	2	7	1.8
02	MCKELVY, Xavier	6-0	61	10.2	4-13	.308	0-4	.000	1-2	.500	2	12	14	2.3	3	0	4	6	1	5	9	1.5
13	HOWARD, Clay	3-0	7	2.3	0-3	.000	0-1	.000	1-2	.500	0	2	2	0.7	1	0	0	0	0	2	1	0.3
Team											12	14	26				4					
Total.....		7	1400		175-370	.473	44-134	.328	142-197	.721	70	167	237	33.9	115	4	72	81	17	51	536	76.6
Opponents.....		7	1400		152-383	.397	50-179	.279	102-128	.797	75	152	227	32.4	158	4	82	96	20	45	456	65.1

TEAM STATISTICS	WINTHROP	OPP	Date	Opponent	Score	Att.
SCORING	536	456	11/06/23	at Clemson	L 56-78	6361
Points per game	76.6	65.1	11/08/23	BREVARD	w 98-44	1002
Scoring margin	+11.4	-	11/11/23	DREXEL	L 72-74	2501
FIELD GOALS-ATT	175-370	152-383	11/17/23	HOLY CROSS	w 89-51	909
Field goal pct	.473	.397	11/18/23	IUPUI	w 74-61	711
3 POINT FG-ATT	44-134	50-179	11/19/23	ELON	w 78-70	944
3-point FG pct	.328	.279	11/24/23	at Georgia	L 69-78	6046
3-pt FG made per game	6.3	7.1	* - BSC game			
FREE THROWS-ATT	142-197	102-128				
Free throw pct	.721	.797				
F-Throws made per game	20.3	14.6				
REBOUNDS	237	227				
Rebounds per game	33.9	32.4				
Rebounding margin	+1.4	-				
ASSISTS	72	82				
Assists per game	10.3	11.7				
TURNOVERS	81	96				
Turnovers per game	11.6	13.7				
Turnover margin	+2.1	-				
Assist/turnover ratio	0.9	0.9				
STEALS	51	45				
Steals per game	7.3	6.4				
BLOCKS	17	20				
Blocks per game	2.4	2.9				
ATTENDANCE	6067	12407				
Home games-Avg/Game	5-1213	2-6204				
Neutral site-Avg/Game	-	0-0				

Score by Periods	1st	2nd	Totals
Winthrop	249	287	536
Opponents	198	258	456

# 2023-24 TEAM GAME-BY-GAME

## Winthrop University Men's Basketball Winthrop Team Game-by-Game (as of Nov 24, 2023) All games

### TEAM STATISTICS

Opponent	Date	Score		Total		3-Pointers		Free throws		Rebounds				pf	a	t/o	blk	stl	pts	avg
				fg-fga	pct	3fg-fga	pct	ft-fta	pct	off	def	tot	avg							
at Clemson	11/06/23	56-78	L	18-52	.346	5-18	.278	15-18	.833	6	24	30	30.0	13	6	14	0	5	56	56.0
BREVARD	11/08/23	98-44	W	36-59	.610	7-19	.368	19-28	.679	15	26	41	35.5	12	14	15	6	15	98	77.0
DREXEL	11/11/23	72-74	L	22-47	.468	3-13	.231	25-36	.694	8	22	30	33.7	19	5	10	2	2	72	75.3
HOLY CROSS	11/17/23	89-51	W	29-54	.537	14-26	.538	17-23	.739	8	30	38	34.8	17	14	10	4	5	89	78.8
IUPUI	11/18/23	74-61	W	22-45	.489	7-18	.389	23-34	.676	12	21	33	34.4	14	9	18	1	12	74	77.8
ELON	11/19/23	78-70	W	23-54	.426	5-20	.250	27-35	.771	11	21	32	34.0	22	12	7	2	7	78	77.8
at Georgia	11/24/23	69-78	L	25-59	.424	3-20	.150	16-23	.696	10	23	33	33.9	18	12	7	2	5	69	76.6
Winthrop		536		175-370	.473	44-134	.328	142-197	.721	70	167	237	33.9	115	72	81	17	51	536	76.6
Opponents		456		152-383	.397	50-179	.279	102-128	.797	75	152	227	32.4	158	82	96	20	45	456	65.1

Games played: 7  
Points/game: 76.6  
FG Pct: 47.3  
3FG Pct: 32.8  
FT Pct: 72.1

Rebounds/game: 33.9  
Assists/game: 10.3  
Turnovers/game: 11.6  
Assist/turnover ratio: 0.9  
Steals/game: 7.3  
Blocks/game: 2.4

# WINTHROP BASKETBALL

↳ TRADITION RICH PROGRAM ↵

~NCAA D1 Member since 1985~

- 13 Big South Conference Championships (most in conference history)
- 11 NCAA Tournament Appearances (most in conference history and all in the last 22 years)
- Most 20-win seasons in Big South history (14)
- Eight seasons with 23 or more wins and a Big South record 29 wins in 2006-07
- Most wins all-time by Big South member (640) and most league wins all-time (342)
- Only Big South member to earn an 11, 12, 13 and 14 seed in NCAA Tournament
- First Big South member to win an NCAA Tournament game (defeated 6th seeded Notre Dame 74-64 in 2007)
- Big South record 55 conference tournament wins
- Big South record 18 conference championship game appearances
- 23 winning seasons out of 36 NCAA D1 seasons
- Notable Non-Conference Wins (ACC-Clemson (2), Georgia Tech, Miami, Wake Forest/Big East- Providence, Marquette, Notre Dame/Big 10-Illinois/Big 12-Missouri/PAC 12-Washington/SEC-Georgia, Mississippi State, Auburn/Mid-Majors-ODU, Missouri State, Saint Mary's (Ca.)/Independent-Miami)
- Three AP All-America selections (Greg Lewis, Keon Johnson, Xavier Cooks)
- 50 All-League selections, 38 All-Tournament Team selections
- Eagles have two of the Top 5 winningest coaches in the history of the league as Gregg Marshall has 194 (2nd) and Pat Kelsey currently has 186 (4th)
- Both are also in the Top 4 for conference wins all-time as Kelsey has 110 (2nd) and Marshall is 4th with 104



# WINTHROP

B A S K E T B A L L